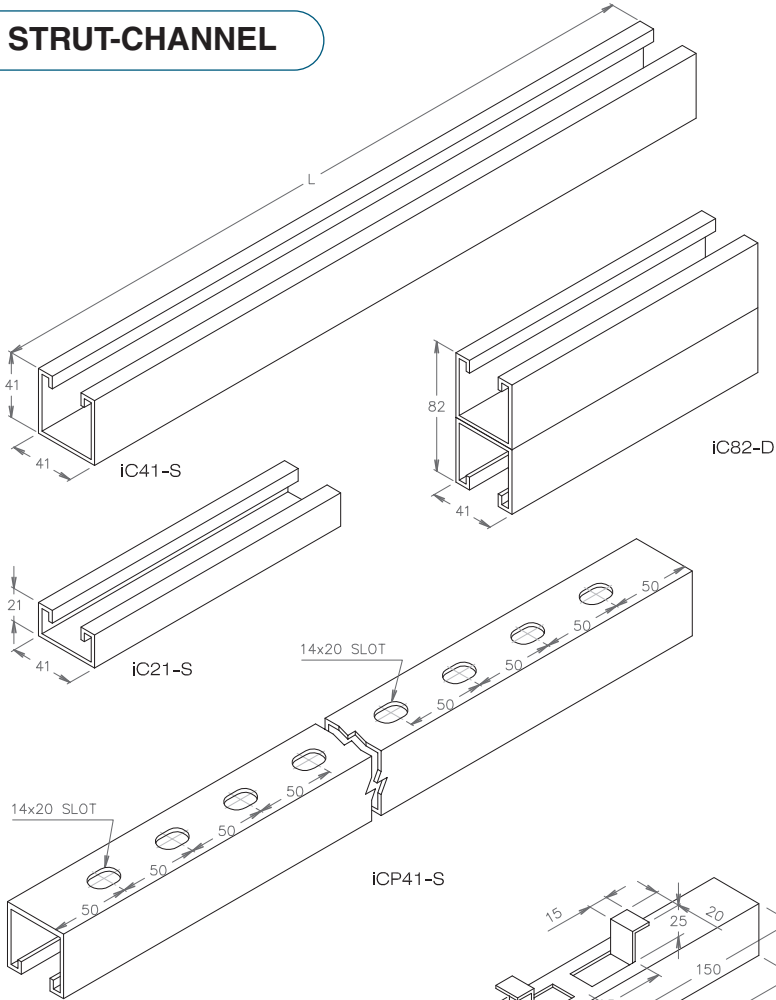
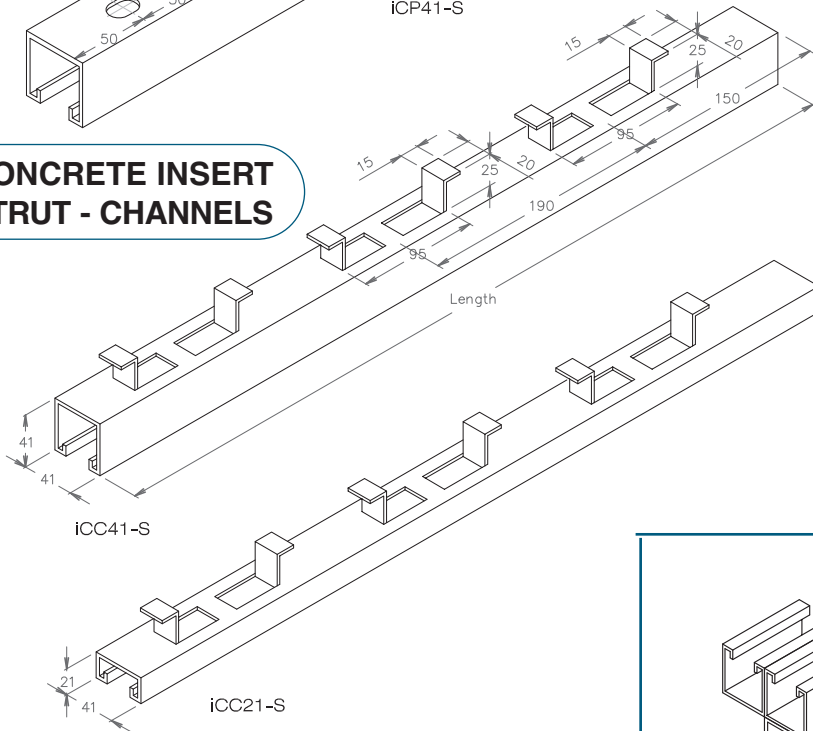


SUPPORT CHANNEL & ACCESSORIES

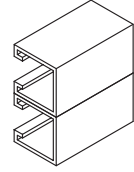
STRUT-CHANNEL



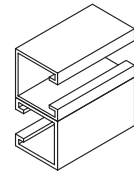
CONCRETE INSERT STRUT - CHANNELS



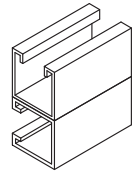
COMBINATION STRUT-CHANNELS



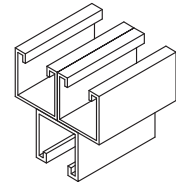
iS41/2A



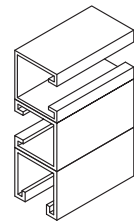
iS41/2B



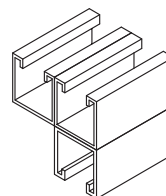
iS41/2C



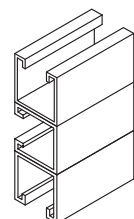
iS41/3A



iS41/3B



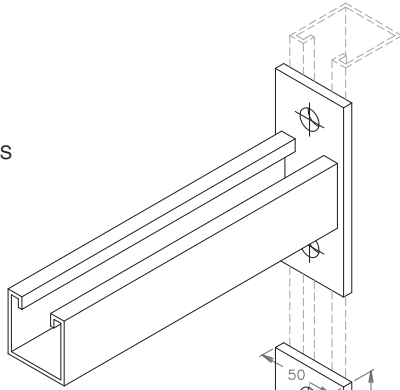
iS41/3D



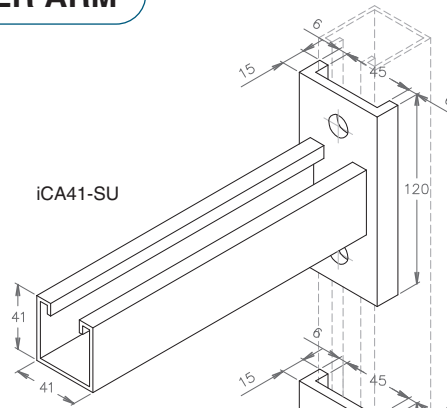
iS41/3C

CANTILEVER ARM

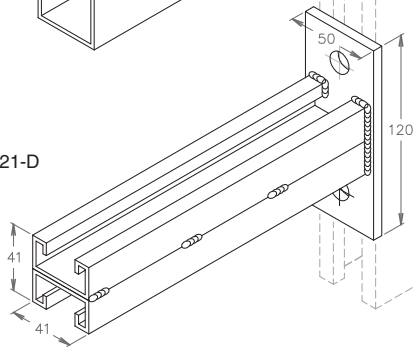
iCA41-S



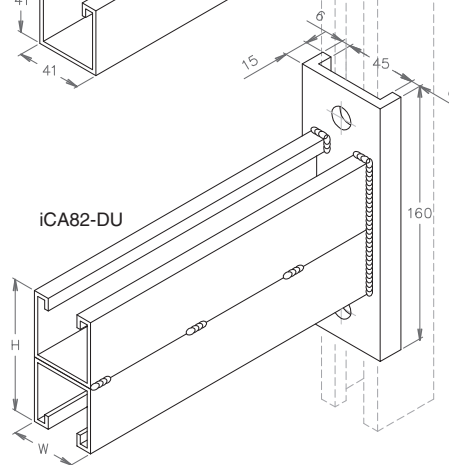
iCA41-SU



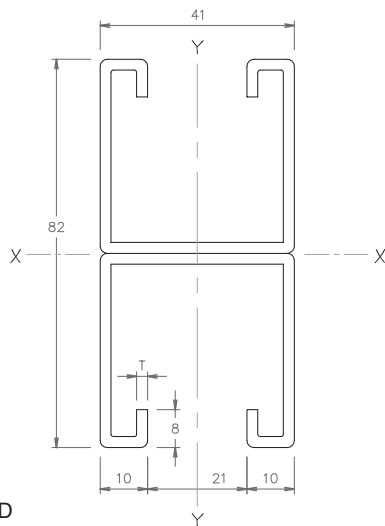
iCA21-D



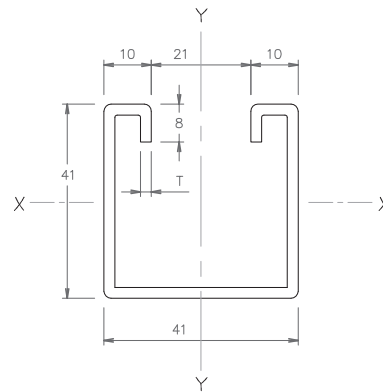
iCA82-DU



TECHNICAL DATA ON STRUT-CHANNEL



IC82-D
41 X 82 DOUBLE STRUT-CHANNEL



IC41-S
41 X 41 STRUT-CHANNEL

Part Nos.	MASS (kg/m)	AREA (mm ²)	AXIS X-X			AXIS Y-Y		
			I (10 ³ mm ⁴)	Z (10 ³ mm ³)	R (mm)	I (10 ³ mm ⁴)	Z (10 ³ mm ³)	R (mm)
iC41-S	2.68	335	74.98	3.26	14.83	94.35	4.57	16.63
iC82-D	5.36	670	378.03	9.15	23.54	186.00	9.00	16.70

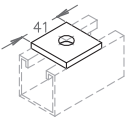
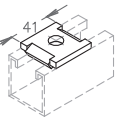
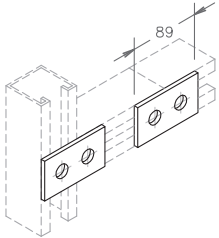
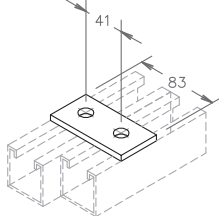
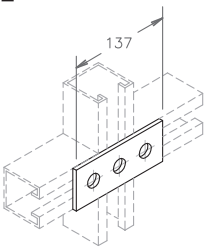
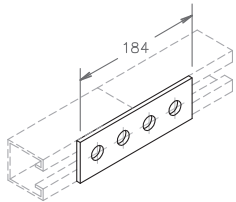
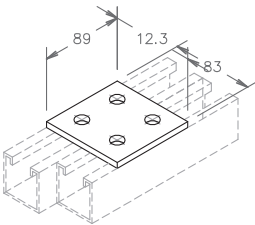
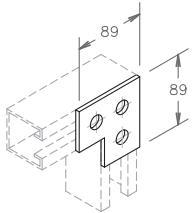
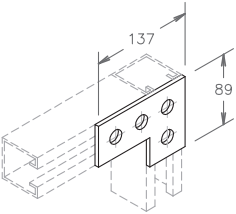
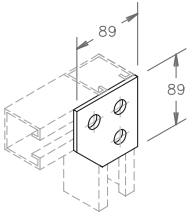
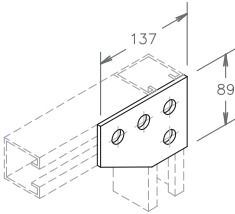
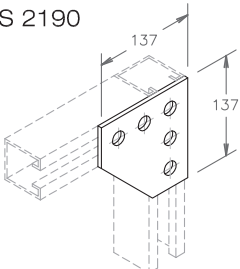
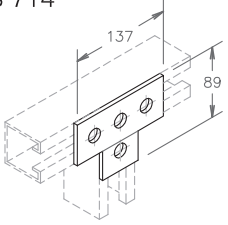
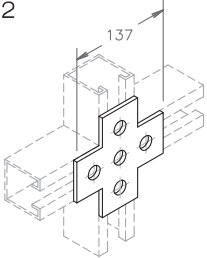
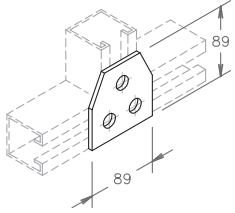
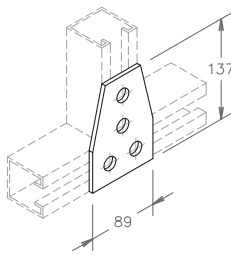
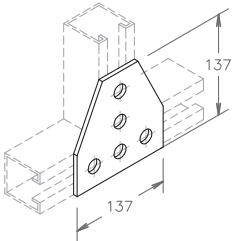
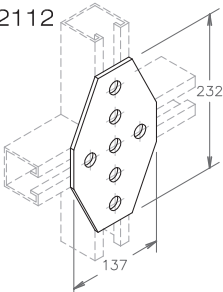
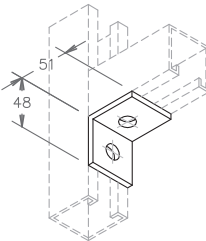
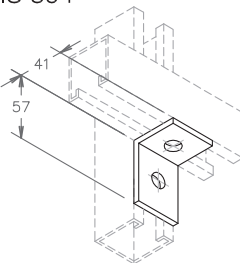
I = Moment of inertia

Z = Section Modulus HDG S/S 304 / 316

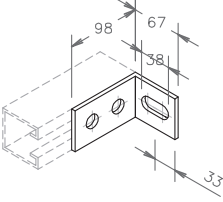
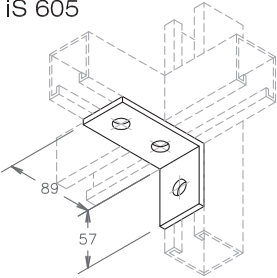
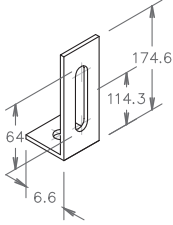
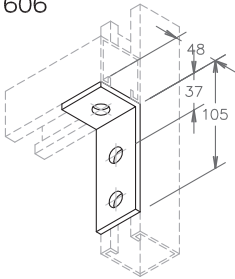
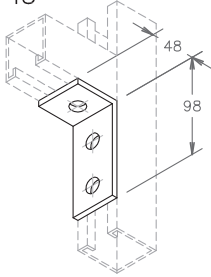
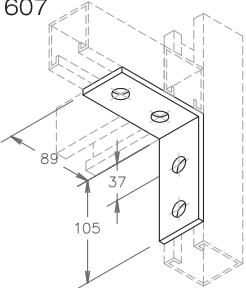
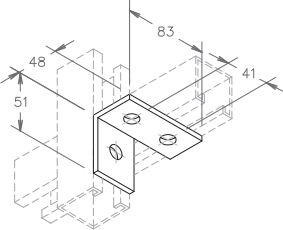
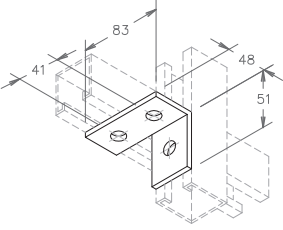
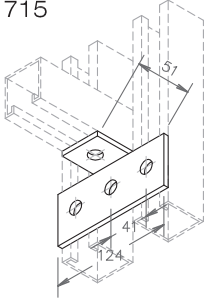
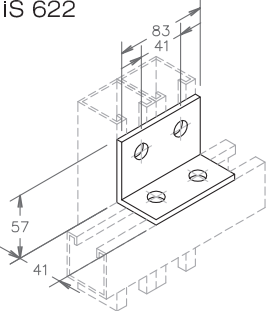
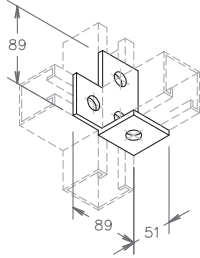
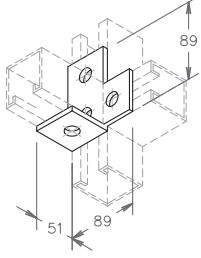
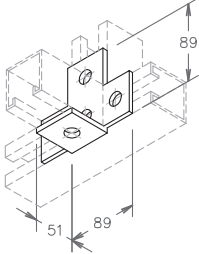
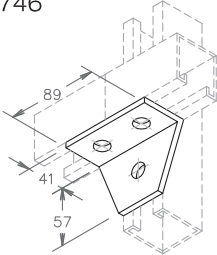
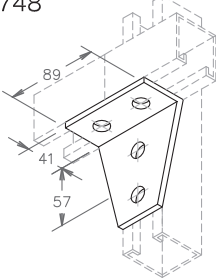
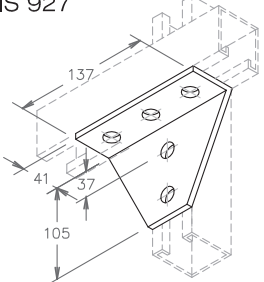
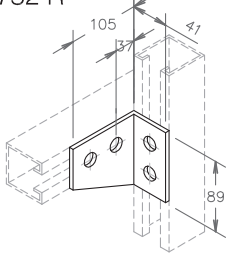
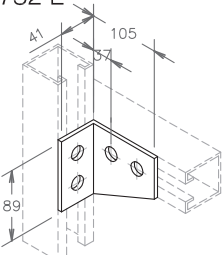
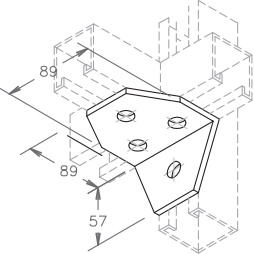
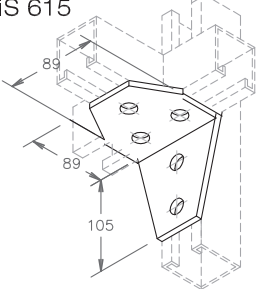
R = Radius of gyration

MATERIALS: MILD STEEL / HDG, SS 304, SS316

STRUT CHANNEL SUPPORT & ACCESSORIES

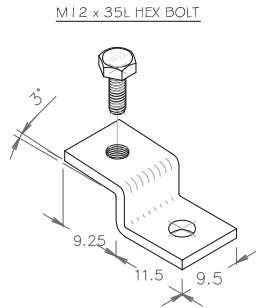
<p>iS 619</p> 	<p>iS 2504</p> 	<p>iS 6201</p> 	<p>iS 620</p> 
<p>iS 602</p> 	<p>iS 888</p> 	<p>iS 621</p> 	<p>iS 718</p> 
<p>iS 750 A</p> 	<p>iS 744</p> 	<p>iS 750</p> 	<p>iS 2190</p> 
<p>iS 714</p> 	<p>iS 712</p> 	<p>iS 925</p> 	<p>iS 747</p> 
<p>iS 854</p> 	<p>iS 2112</p> 	<p>iS 603</p> 	<p>iS 604</p> 

STRUT CHANNEL SUPPORT & ACCESSORIES

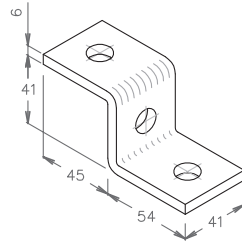
<p>iS 3049</p> 	<p>iS 605</p> 	<p>iS 764</p> 	<p>iS 606</p> 
<p>iS 745</p> 	<p>iS 607</p> 	<p>iS 720R</p> 	<p>iS 720L</p> 
<p>iS 715</p> 	<p>iS 622</p> 	<p>iS 716 R</p> 	<p>iS 716 L</p> 
<p>iS 713</p> 	<p>iS 746</p> 	<p>iS 748</p> 	<p>iS 927</p> 
<p>iS 752 R</p> 	<p>iS 752 L</p> 	<p>iS 614</p> 	<p>iS 615</p> 

STRUT CHANNEL SUPPORT & ACCESSORIES

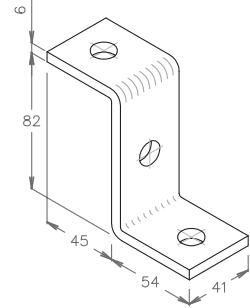
iS 928



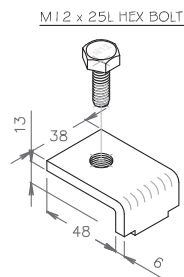
iS 611



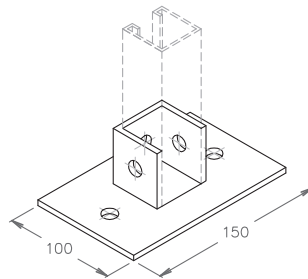
iS 756



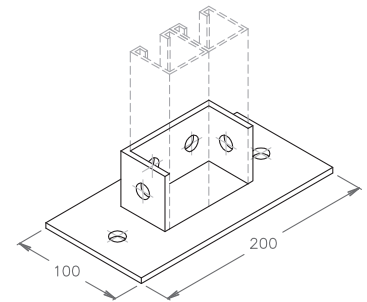
iS 686



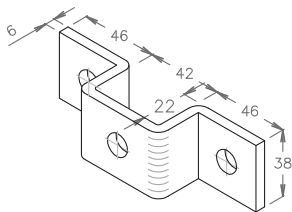
iS 3013



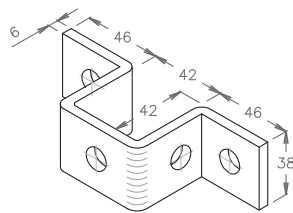
iS 3029



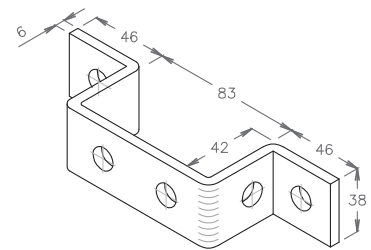
iS 929



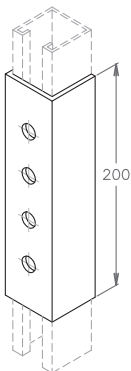
iS 613



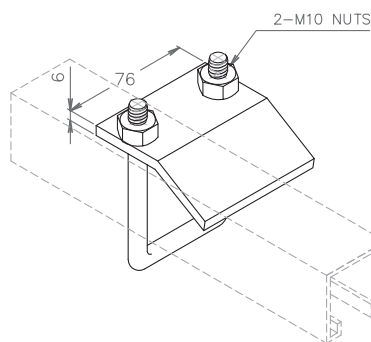
iS 721



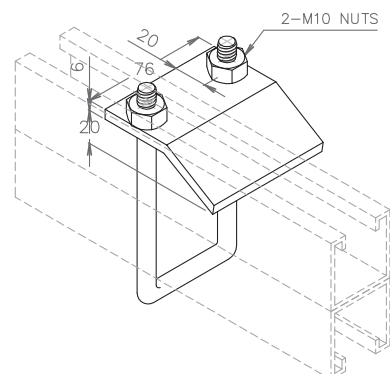
iS 616



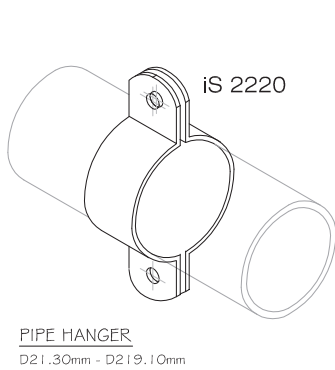
iS 2651 T1



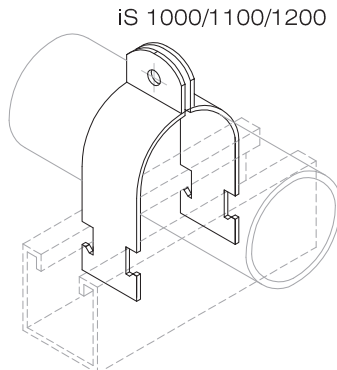
iS 2651 T2



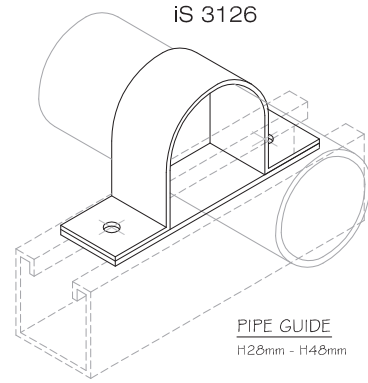
STRUT CHANNEL SUPPORT & ACCESSORIES



PIPE HANGER
D21.30mm - D219.10mm



PIPE CLIPS
9mm - 45mm

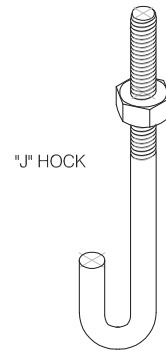
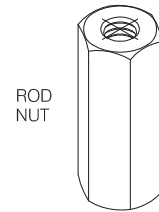
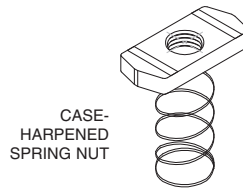
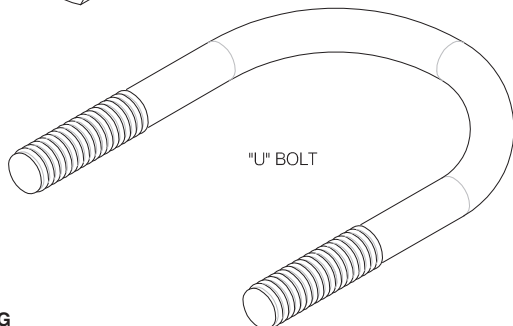
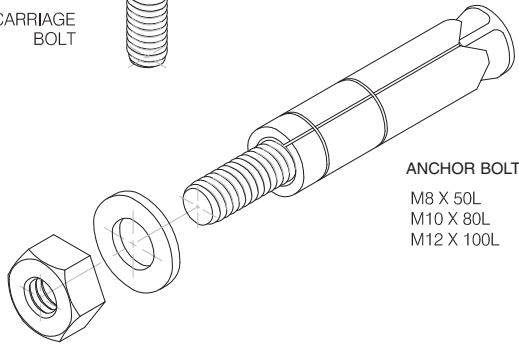
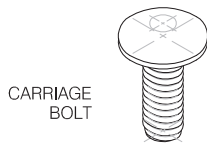
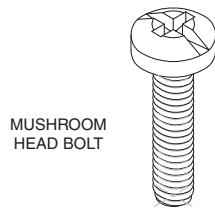
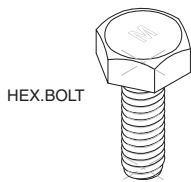


PIPE GUIDE
H28mm - H48mm

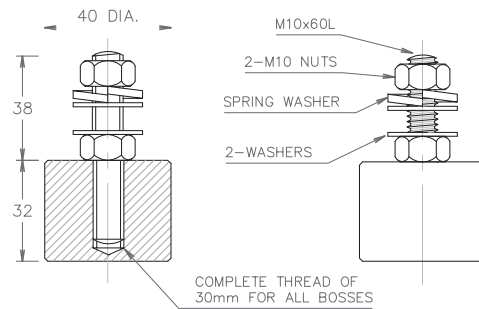
FINISHING

- Electro-zinc plated
- Hot-Dip Galvanized

HARDWARE & OTHERS



EARTH BOSS



FINISHING

- Hot-Dip Galvanized
- Electro-zinc plated
- Stainless steel 304 on 316

NOTE: Other sizes are available upon request